Non-Housing (Infrastructure Mitigation)	7/2020	10/2020	1/2021	4/2021	7/2021	10/2021	1/2022	4/2022	7/2022	10/2022	1/2023	4/2023	7/2023	10/2023	1/2024	4/2024	7/2024	10/2024	1/2025	4/2025	7/2025	10/2025	1/2026	4/2026	7/2026	10/2026	1/2027	4/2027	7/2027	10/2027	1/2028	4/2028	7/2028	10/2028	1/2029	4/2029	7/2029	10/2029	1/2030	4/2030	7/2030	10/2030	1/2031	4/2031	7/2031	10/2031	1/2032	4/2032	7/2032	10/2032	1/2033	4/2033	7/2033	10/2033
Projected Expenditures (Cummulative)	$ -	$ -	$ -	$ -	$ -	$ -	$ -	$ -	$ 19,571,42.95	$ 21,072,615.10	$ 21,815,420.40	$ 23,214,364.40	$ 26,360,535.16	$ 31,457,573.03	$ 19,835,767.97	$ 28,619,264.08	$ 37,752,398.19	$ 48,248,716.56	$ 58,743,638.56	$ 69,240,351.28	$ 79,347,864.97	$ 84,880,863.20	$ 88,904,175.11	$ 91,986,950.00	$ 91,986,950.00	$ 91,986,950.00	$ 91,986,950.00	$ 91,986,950.00	$ 91,986,950.00	$ 91,986,950.00	$ 91,986,950.00	$ 91,986,950.00	$ 91,986,950.00	$ 91,986,950.00	$ 91,986,950.00	$ 91,986,950.00	$ 91,986,950.00	$ 91,986,950.00	$ 91,986,950.00	$ 91,986,950.00	$ 91,986,950.00	$ 91,986,950.00	$ 91,986,950.00	$ 91,986,950.00	$ 91,986,950.00	$ 91,986,950.00	$ 91,986,950.00	$ 91,986,950.00	$ 91,986,950.00	$ 91,986,950.00	$ 91,986,950.00	$ 91,986,950.00
Quarterly Projection: General Infrastructure Program	$ -	$ -	$ -	$ -	$ -	$ -	$ -	$ -	$ 19,571,42.95	$ 906,152.15	$ 791,765.40	$ 1,498,943.50	$ 3,104,166.22	$ 5,076,573.93	$ 8,383,662.89	$ 8,819,496.11	$ 9,133,734.11	$ 10,495,718.37	$ 10,495,718.37	$ 10,495,718.37	$ 10,107,711.67	$ 5,533,998.23	$ 4,025,622.05	$ 3,030,376.45	$ -	$ -	$ -	$ -	$ -	$ -	$ -	$ -	$ -	$ -	$ -	$ -	$ -	$ -	$ -	$ -	$ -	$ -	$ -	$ -	$ -	$ -	$ -	$ -	$ -	$ -	$ -	$ -
Actual Expenditure (Cummulative)	$ -	$ -	$ -	$ -	$215,046.25	$245,014.08	$ -	$ -	$ -	$ -	$ -	$ -	$ -	$ -	-	$ -	$ -	$ -	$ -	$ -	$ -	$ -	$ -	$ -	$ -	$ -	$ -	$ -	$ -	$ -	$ -	$ -	$ -	$ -	$ -	$ -	$ -	$ -	$ -	$ -	$ -	$ -	$ -	$ -	$ -	$ -	$ -	$ -	$ -	$ -	$ -	$ -
Actual Quarterly Expend (from GPRs)	$ -	$ -	$ -	$ -	$215,046.25	$ 31,987.83	$ -	$ -	$ -	$ -	$ -	$ -	$ -	$ -	$ -	$ -	$ -	$ -	$ -	$ -	$ -	$ -	$ -	$ -	$ -	$ -	$ -	$ -	$ -	$ -	$ -	$ -	$ -	$ -	$ -	$ -	$ -	$ -	$ -	$ -	$ -	$ -	$ -	$ -	$ -	$ -	$ -	$ -	$ -	$ -	$ -	$ -

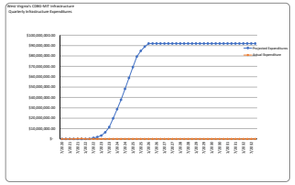

Planning & Admin	7/2020	10/2020	1/2021	4/2021	7/2021	10/2021	1/2022	4/2022	7/2022	10/2022	1/2023	4/2023	7/2023	10/2023	1/2024	4/2024	7/2024	10/2024	1/2025	4/2025	7/2025	10/2025	1/2026	4/2026	7/2026	10/2026	1/2027	4/2027	7/2027	10/2027	1/2028	4/2028	7/2028	10/2028	1/2029	4/2029	7/2029	10/2029	1/2030	4/2030	7/2030	10/2030	1/2031	4/2031	7/2031	10/2031	1/2032	4/2032	7/2032	10/2032	1/2033	4/2033	7/2033	10/2033
Projected Expenditures	$0	$0	########	########	$146,843	$729,257	########	$1,093,886	$1,276,200	$1,588,115	$2,150,829	$2,713,143	$3,275,458	$1,837,772	$4,550,087	$4,862,401	$5,374,715	$5,687,030	$6,399,344	$6,881,658	$7,363,972	$7,726,287	$7,968,601	$8,210,916	$8,503,849	$8,790,782	$9,082,716	$9,370,649	$9,660,583	$9,890,516	$10,120,449	$10,350,383	$10,580,316	$10,810,250	$11,040,183	$11,270,116	$11,500,050	$11,729,983	$11,959,917	$12,189,850	$12,419,783	$12,649,717	$12,879,650	$13,109,583	$13,339,517	$13,521,830	$13,704,146	$13,886,460	$14,068,774	$14,251,089	$14,433,403	$14,507,050	$14,507,050
Quarterly Projection: Regional and Local Planning	$0	$0	$0	$0	$0	$0	$0	$0	$0	$40,000	$290,000	$290,000	$290,000	$290,000	$240,000	$240,000	$240,000	$240,000	$240,000	$240,000	$240,000	$120,000	$0	$0	$0	$0	$0	$0	$0	$0	$0	$0	$0	$0	$0	$0	$0	$0	$0	$0	$0	$0	$0	$0	$0	$0	$0	$0	$0	$0	$0	$0	$0	$0
Quarterly Projection: Hazard Mitigation Planning	$0	$0	$0	$0	$0	$0	$0	$0	$0	$90,000	$90,000	$90,000	$90,000	$90,000	$90,000	$90,000	$90,000	$90,000	$90,000	$60,000	$60,000	$60,000	$60,000	$60,000	$60,000	$60,000	$60,000	$60,000	$60,000	$60,000	$60,000	$60,000	$60,000	$60,000	$60,000	$60,000	$60,000	$60,000	$60,000	$60,000	$60,000	$60,000	$60,000	$60,000	$60,000	$60,000	$60,000	$60,000	$60,000	$60,000	$60,000	$60,000	$60,000
Quarterly Projection: State Planning	$0	$0	$73,647	$73,647	$73,647	$73,647	$73,647	$73,647	$73,647	$73,647	$73,647	$73,647	$73,647	$73,647	$73,647	$73,647	$73,647	$73,647	$73,647	$73,647	$73,647	$73,647	$73,647	$73,647	$73,647	$73,647	$73,647	$73,647	$73,647	$73,647	$73,647	$73,647	$73,647	$73,647	$73,647	$73,647	$73,647	$73,647	$73,647	$73,647	$73,647	$73,647	$73,647	$73,647	$73,647	$73,647	$73,647	$73,647	$73,647	$73,647	$73,647	$73,647	$0	$0
Quarterly Projection: State Administration	$0	$0	########	########	$108,667	$108,667	########	$108,667	$108,667	$108,667	$108,667	$108,667	$108,667	$108,667	$108,667	$108,667	$108,667	$108,667	$108,667	$108,667	$108,667	$108,667	$108,667	$108,667	$108,667	$108,667	$108,667	$108,667	$108,667	$108,667	$108,667	$108,667	$108,667	$108,667	$108,667	$108,667	$108,667	$108,667	$108,667	$108,667	$108,667	$108,667	$108,667	$108,667	$108,667	$108,667	$108,667	$108,667	$108,667	$108,667	$108,667	$0	$0
Actual Expenditure	$0	$0	$0	$0	$0	$0	$0	$0	$12,816	$12,816	$12,816	$12,816	$12,816	$12,816	$12,816	$12,816	$12,816	$12,816	$12,816	$12,816	$12,816	$12,816	$12,816	$12,816	$12,816	$12,816	$12,816	$12,816	$12,816	$12,816	$12,816	$12,816	$12,816	$12,816	$12,816	$12,816	$12,816	$12,816	$12,816	$12,816	$12,816	$12,816	$12,816	$12,816	$12,816	$12,816	$12,816	$12,816	$12,816	$12,816	$12,816	$12,816	$12,816	$12,816
Actual Quarterly Expend (from GPRs)	$0	$0	$0	$0	$0	$0	$0	$0	$12,816																																													

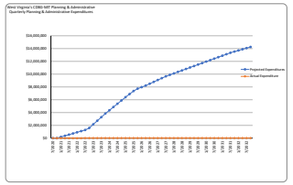

State Admin- 1ETE =5,000/months remaining of 10 years. =$50k/year

State Planning - 1 $million /months remaining of 10 years in June of 2023.
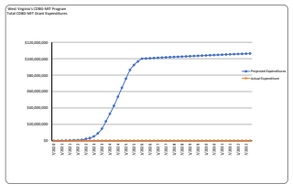
Total Expenditures	7/2020	10/2020	1/2021	4/2021	7/2021	10/2021	1/2022	4/2022	7/2022	10/2022	1/2023	4/2023	7/2023	10/2023	1/2024	4/2024	7/2024	10/2024	1/2025	4/2025	7/2025	10/2025	1/2026	4/2026	7/2026	10/2026	1/2027	4/2027	7/2027	10/2027	1/2028	4/2028	7/2028	10/2028	1/2029	4/2029	7/2029	10/2029	1/2030	4/2030	7/2030	10/2030	1/2031	4/2031	7/2031	10/2031	1/2032	4/2032	7/2032	10/2032	1/2033	4/2033	7/2033	10/2033
Projected Expenditures	$0	$0	########	########	$146,843	$729,257	########	$1,211,429	$2,399,814	$3,459,938	$5,407,244	$6,070,675	$14,712,163	$19,604,540	$12,969,201	$42,815,283	$52,623,413	$64,631,464	$75,639,497	$86,229,113	$92,245,816	$94,182,861	$94,953,516	$100,197,966	$100,487,790	$103,777,763	$109,267,666	$101,357,149	$101,877,464	$102,197,399	$102,337,163	$102,267,266	$102,797,266	$103,027,313	$103,257,266	$103,487,180	$103,714,930	$103,946,867	$104,176,800	$104,406,734	$104,636,667	$104,866,600	$105,096,534	$105,226,467	$105,238,781	$105,491,094	$105,473,410	$106,015,724	$106,238,039	$106,420,353	$106,494,000	$106,494,000	$106,494,000
Quarterly Projection	$0	$0	########	########	$182,318	$182,318	########	$299,827	$1,088,427	$1,108,280	$1,020,258	$1,646,481	$8,458,898	$8,945,977	$9,330,600	$8,626,288	$10,208,032	$11,008,050	$11,008,033	$10,590,616	$6,016,703	$1,937,045	$770,655	$5,244,450	$290,824	$3,289,973	$5,489,903	$289,483	$520,315	$320,935	$139,764	$129,903	$529,903	$230,047	$229,953	$229,933	$229,933	$229,933	$229,933	$229,933	$229,933	$229,933	$229,933	$229,933	$182,314	$182,314	$182,314	$182,314	$182,314	$182,314	$182,314	$0	$0
Actual Expenditure	$0	$0	$0	$0	$153,046	$295,014	########	$295,014	$807,814	$807,814	$807,814	$807,814	$807,814	$807,814	$807,814	$807,814	$807,814	$807,814	$807,814	$807,814	$807,814	$807,814	$807,814	$807,814	$807,814	$807,814	$807,814	$807,814	$807,814	$807,814	$807,814	$807,814	$807,814	$807,814	$807,814	$807,814	$807,814	$807,814	$807,814	$807,814	$807,814	$807,814	$807,814	$807,814	$807,814	$807,814	$807,814	$807,814	$807,814	$807,814	$807,814	$807,814	$807,814
Actual Quarterly Expend (from GPRs)	$0	$0	$0	$0	$153,046	$43,968	$0	$0	$12,816	$0	$0	$0	$0